

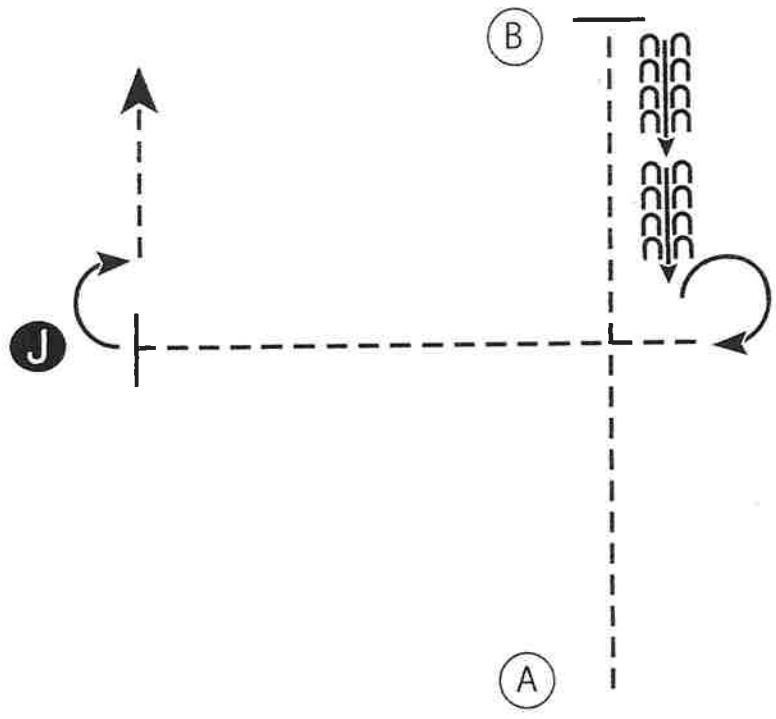
OSBA & All Breed Show

All Breed, IBHA Youth, Amateur, Select W. Showmanship

Show Date: 05-30-2026, 5-31-2026

w w w . H o r s e S h o w P a t t e r n s . c o m

w w w . H o r s e S h o w P a t t e r n s . c o m



1. Trot A to B
2. Stop at B and back halfway to A
3. Stop and perform a 270 degree turn
4. Trot to judge and set up for inspection
5. When dismissed perform a 90 degree turn and trot away from judge

Walk
Trot - - - - -
Back ← CCCC
Marker (B)
Judge (J)

[S/2-3]

Pattern Provided by:

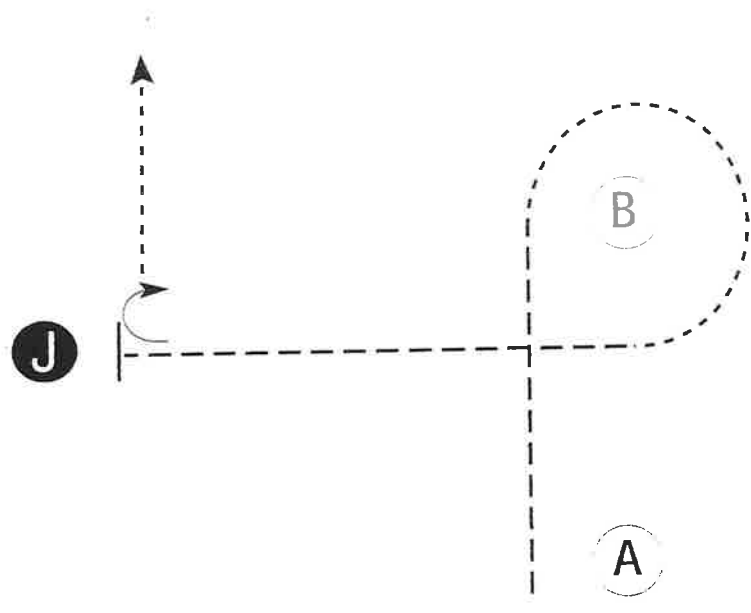
OSBA & All Breed Show

IBHA Youth Walk/Trot, EWD Independent

Show Date: 05-30-2026 , 5-31-2026

www.HorseShowPatterns.com

www.HorseShowPatterns.com



Be ready at A.

1. Trot from A to B.
2. Walk around B.
3. Trot from B to judge.
4. Stop and set up for inspection.
5. When dismissed, perform a 90 degree turn and walk away.

Follow the instructions of your ring steward.

Walk	-----
Trot	- - - - -
Back	← ← ← ← ←
Marker	(B)
Judge	(J)

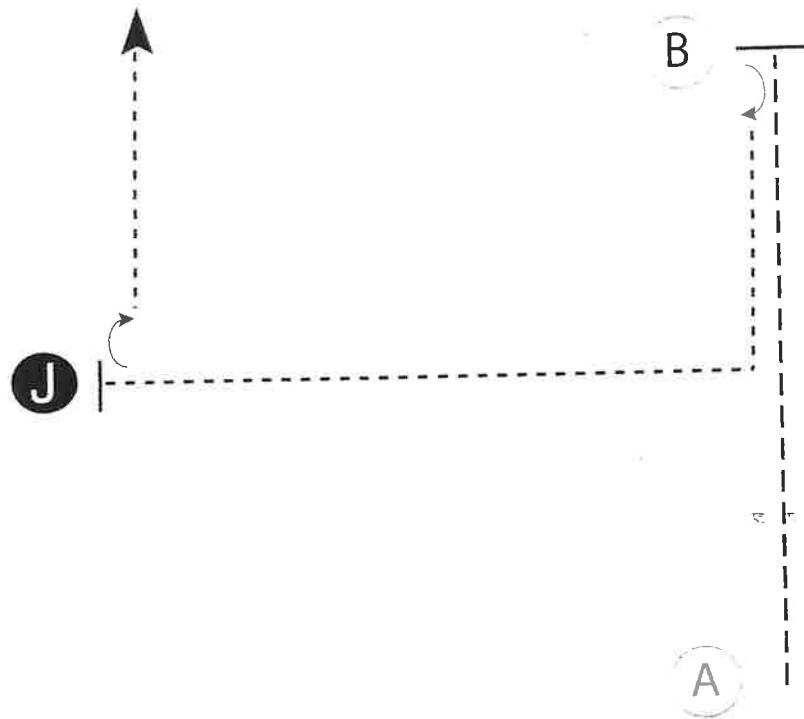
[S/1-55]

Pattern Provided by:

OSBA & All Breed Show

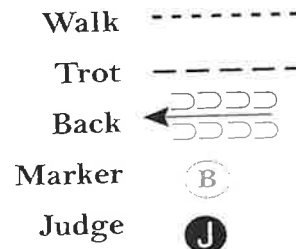
34 35
Adult Walk Only, EWD Supported (walk entire pattern)

Show Date: 05-30-2026, 5-31-2026



Be ready at A.

1. ~~Trot~~ ^{WALK} to B.
2. Stop at B.
3. Perform a 180 degree turn.
4. Walk halfway back to A then walk toward judge.
5. Walk to judge.
6. Stop and set up for inspection.
7. When dismissed, perform a 90 degree turn.
8. Walk straight away from judge.



Follow the instructions of your ring steward.

[SWT-45]

Pattern Provided by:

OSBA & All Breed Show

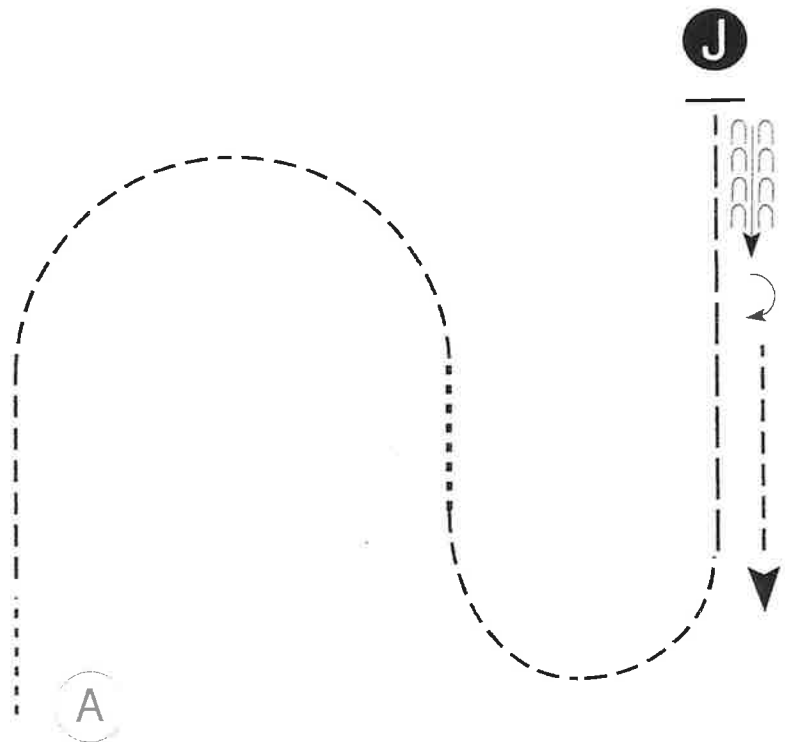
All English Showmanship

40A, 40B, 40C, 40D

Show Date: 05-30-2026, 5-31-2026

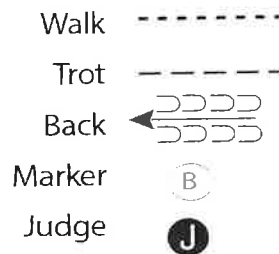
w w w . H o r s e S h o w P a t t e r n s . c o m

w w w . H o r s e S h o w P a t t e r n s . c o m



Be ready at A.

1. Walk FORWARD two horse lengths then trot.
2. Trot half circle.
3. Walk FORWARD one horse length.
4. Trot in a half circle.
5. Extended trot to Judge and stop.
6. Set up.
7. Inspection.
8. When dismissed, back approximately two horse lengths.
9. Perform a 180 degree turn and trot to exit.



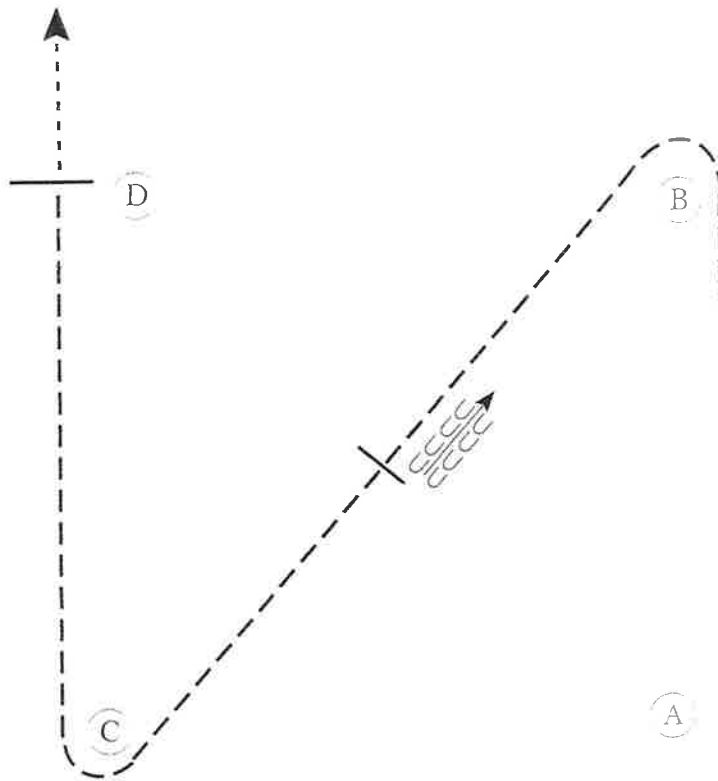
[S/1-122]

Pattern Provided by:

OSBA & All Breed Show

All Walk Trot Equitation 53, 54, 55

Show Date: 08-30-2026, 5-31, 2026



Be ready at A.

1. Walk approximately two horse lengths from A.
2. Sitting trot to B.
3. At B, posting trot around B to middle.
4. Stop at middle and back one horse length.
5. Sitting trot to C.
6. At C, posting trot around C to D.
7. Stop at D.
8. Exit at a walk.

Follow the directions of your ring steward.

Walk	⋯⋯⋯⋯
Trot	- - - - -
Extended Trot	- - - - -
Canter	—————
Lead Change	↔↔↔↔↔
Back	←←←←←
Marker	⊙
Hand Gallop	—————

[HSE/WT-48]

Pattern Provided by:

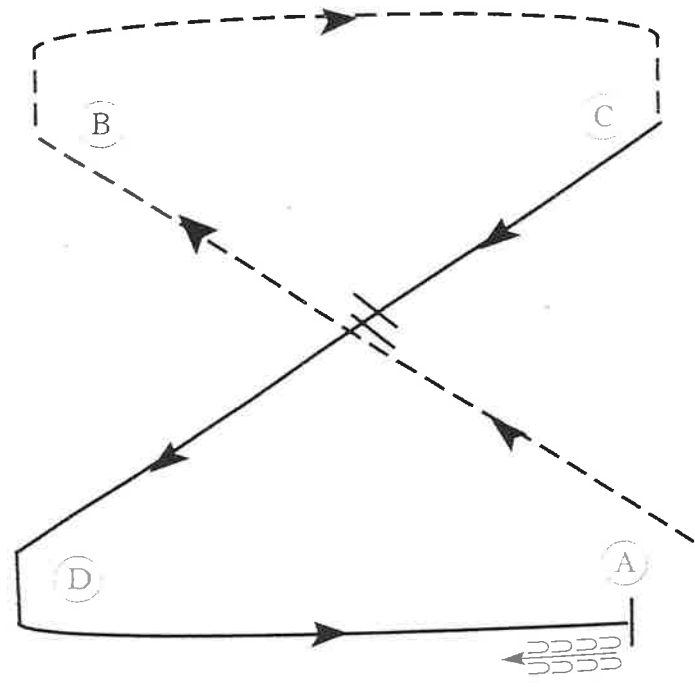
OSBA & All Breed Show

All Walk/Trot/Canter Equitation

Show Date: 05-30-2026, 5-31-2026

www.horsethows.com

www.horsethows.com



Be ready at A.

1. Posting trot on the right diagonal 1/2 way to B.
2. Change diagonals and post the trot to B.
3. Sitting trot to C.
4. Canter on the right lead 1/2 way to D.
5. Change leads and canter to and around D to A.
6. Halt at A and back approximately one horse length.

Exit at a sitting trot.

Walk	-----
Trot	- - - - -
Extended Trot	_____
Canter	_____
Leg Yield	
Lead Change	
Back	←←←←←
Marker	⊙ B
Sidepass	←←←←←
Hand Gallop	_____

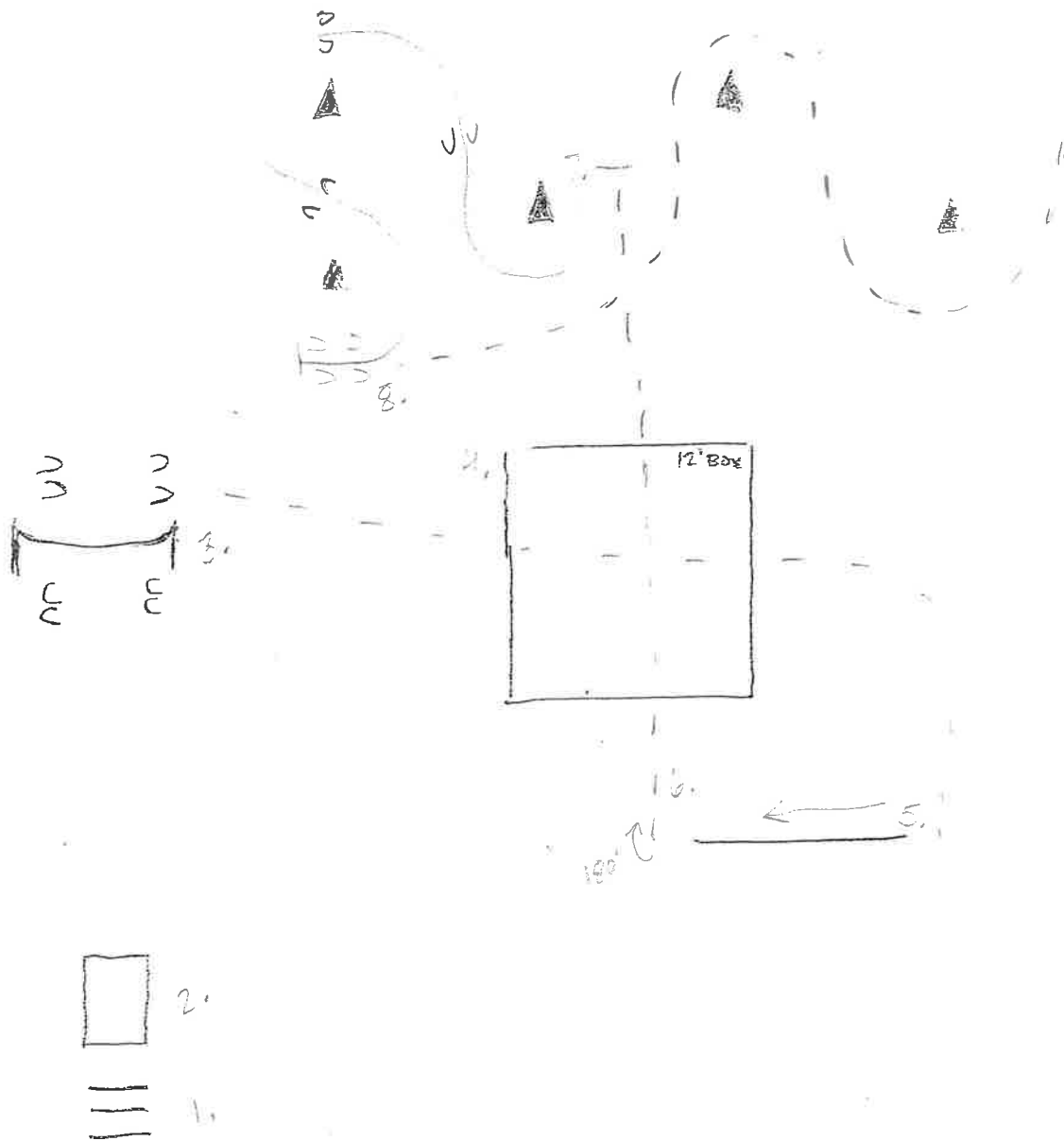
[HSE/3-24]

Pattern Provided by:

OSBA Buckskin and All Breed Show

All In Hand Trail 70A, 70, 71, 72

Show Date: ~~5-30-26~~, 5-31-2026

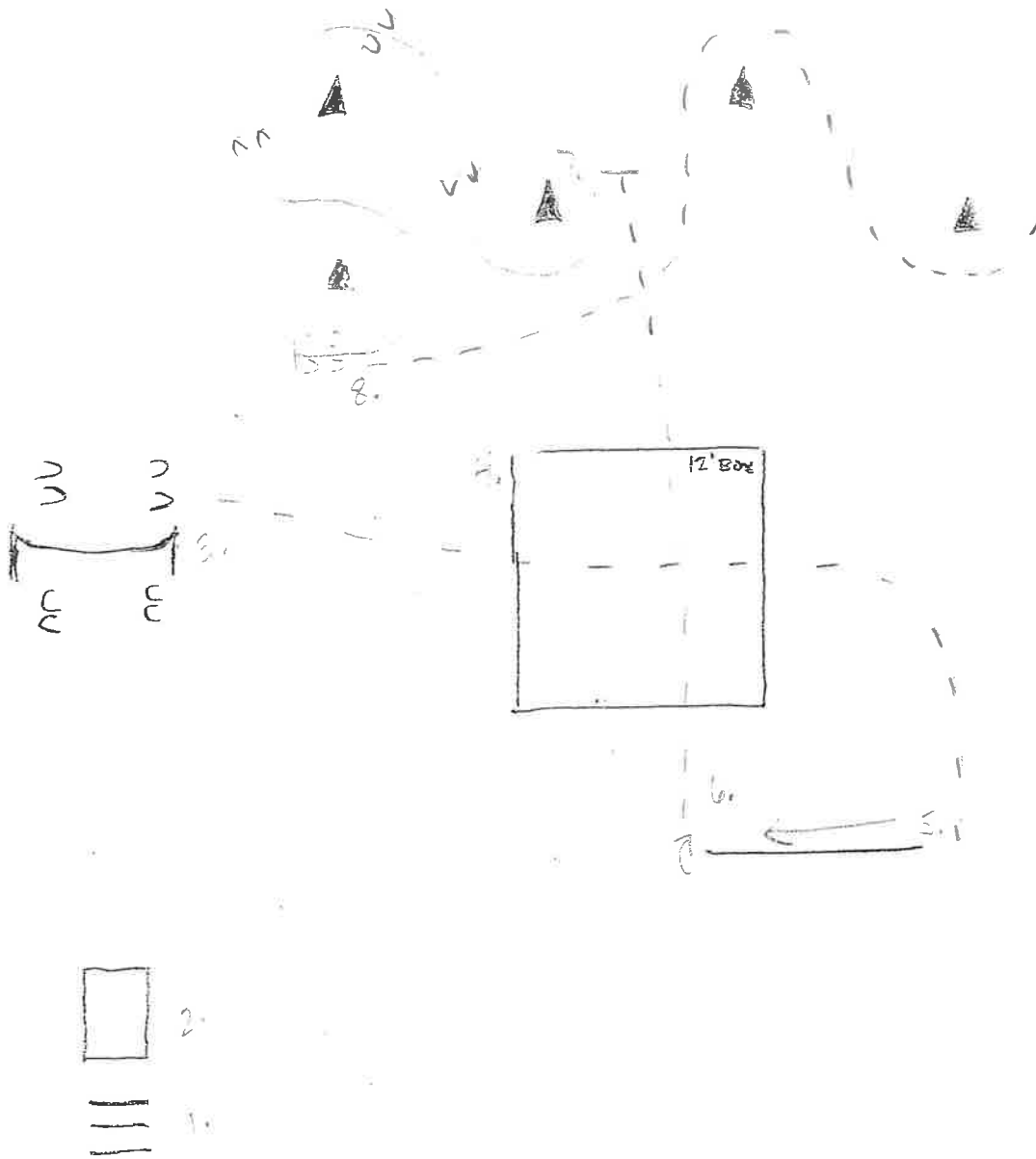


1. Walk over poles
2. Walk over bridge
3. Right hand gate
4. Trot through box to side pass
5. Side pass right
6. Trot through box to cone and stop
7. Back around 3 cones as shown
8. Trot through serpentine as shown

OSBA Buckskin and All Breed Show

All Walk Trot Trail (except ranch) 73, 74, 75

Show Date: ~~5-30-26~~, 5-31-26

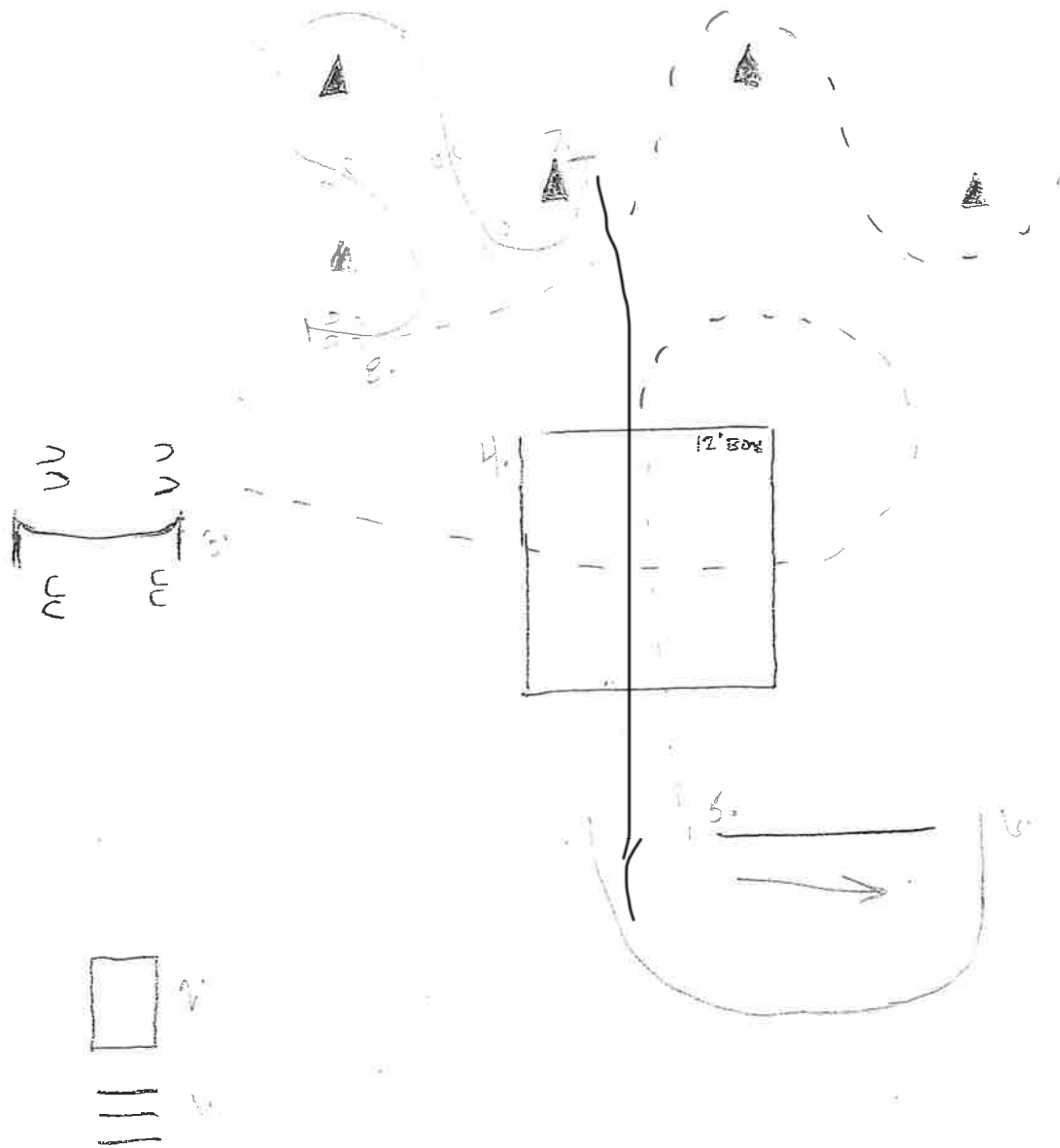


1. Walk over poles
2. Walk over bridge
3. Right hand gate
4. Trot through box to side pass
5. Side pass right
6. Trot through box to cone and stop
7. Back around 3 cones as shown
8. Trot through serpentine as shown

OSBA Buckskin and All Breed Show

All Walk Trot Canter Trail (except ranch) 76, 77, 78, 79

Show Date: ~~5-30-26~~, 5-31-26

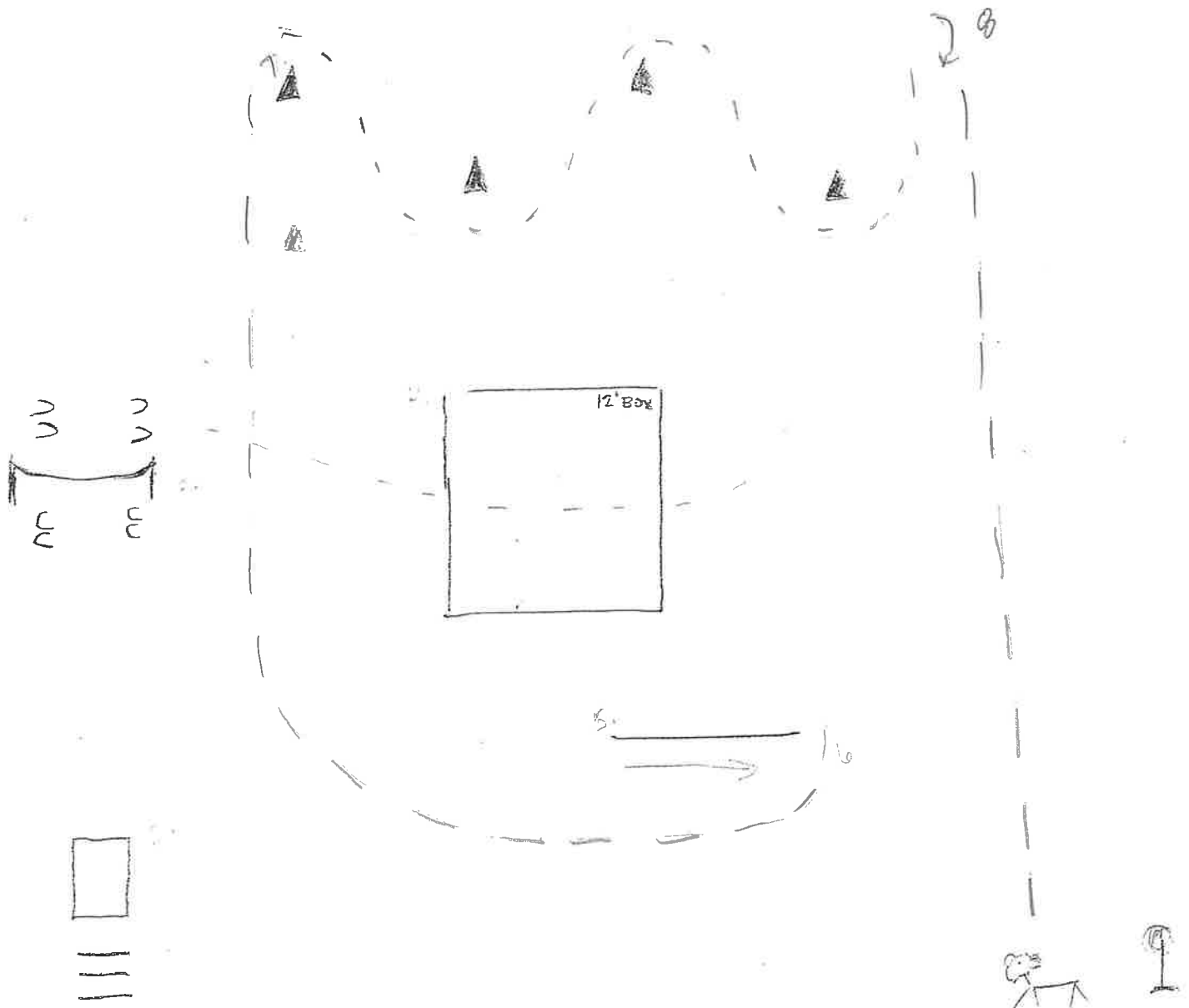


1. Walk over poles
2. Walk over bridge
3. Right hand gate
4. Trot through box to side pass
5. Side pass left
6. Lope right lead through box to cone and stop
7. Back around 3 cones as shown
8. Trot through serpentine as shown

OSBA Buckskin and All Breed Show

Walk Trot Ranch Trail 80

Show Date: ~~5-30-26~~, 5-31-26

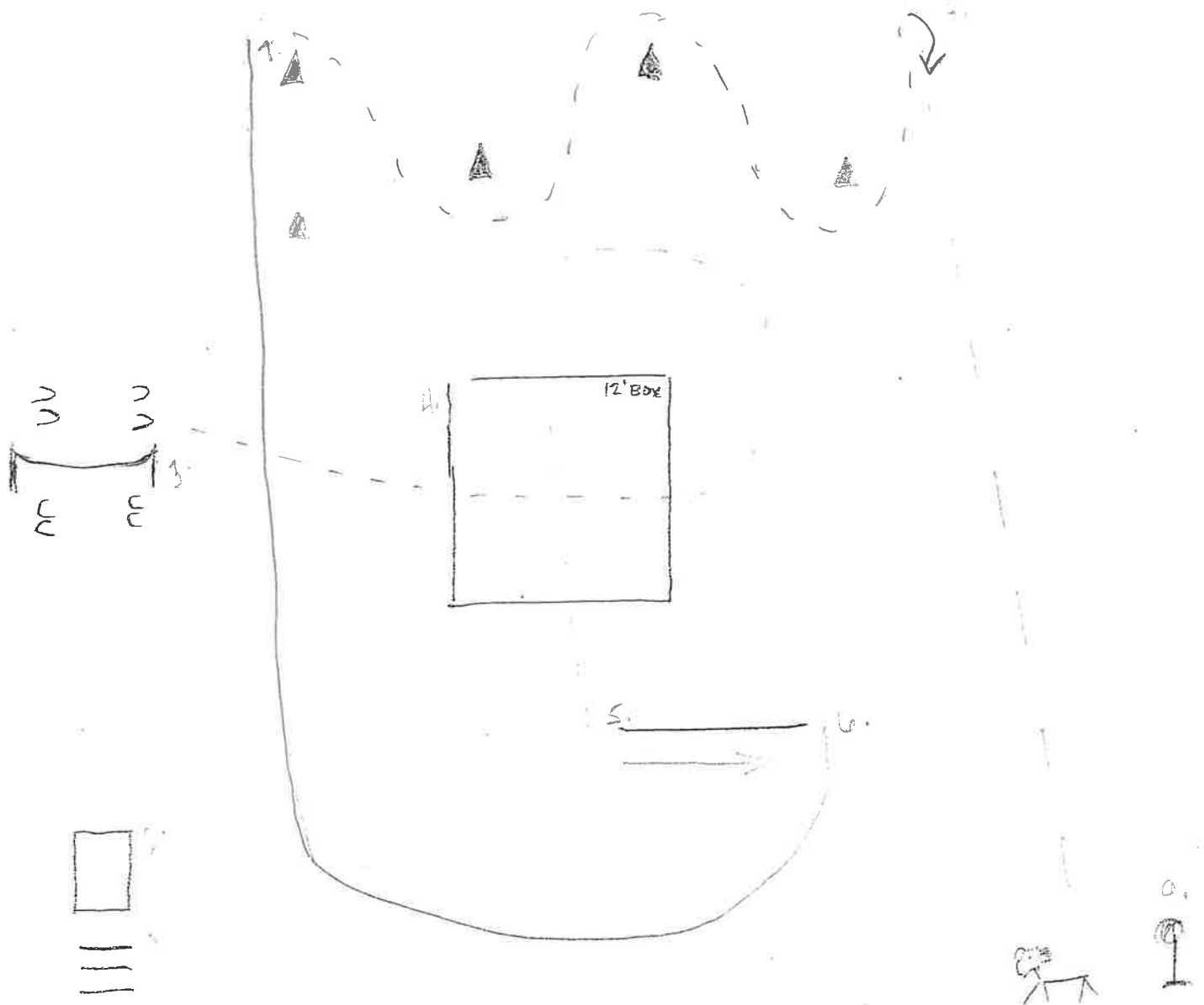


1. Walk over poles
2. Walk over bridge
3. Right hand gate
4. Trot through box to side pass
5. Side pass left
6. Extended trot to cone
7. Trot through serpentine as shown
8. Roll Back and extended trot to dummy, stop and exit

OSBA Buckskin and All Breed Show

All Ranch Trail (except W/T) 81, 82, 93, 94

Show Date: ~~5-30-26~~, 5-31-26



1. Walk over poles
2. Walk over bridge
3. Right hand gate
4. Trot through box to side pass
5. Side pass left
6. Canter right lead to cone
7. Trot through serpentine as shown
8. Roll Back and extended trot to dummy
9. Rope dummy

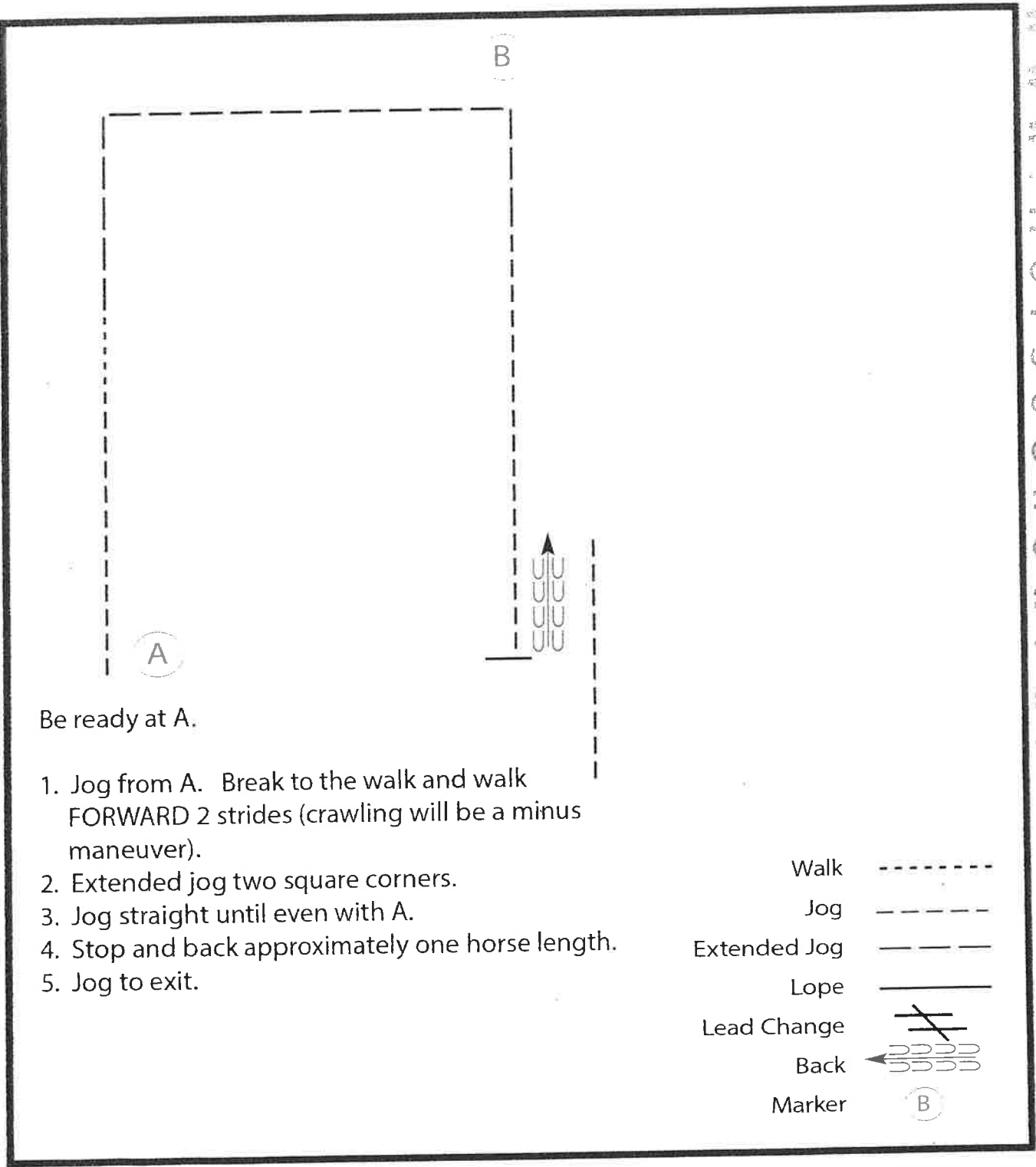
OSBA & All Breed Show

All Walk/Trot Horsemanship

Show Date: 05-30-2026, 5-31-26

www.horseshowpatterns.com

www.horseshowpatterns.com



Be ready at A.

1. Jog from A. Break to the walk and walk FORWARD 2 strides (crawling will be a minus maneuver).
2. Extended jog two square corners.
3. Jog straight until even with A.
4. Stop and back approximately one horse length.
5. Jog to exit.

- Walk
- Jog
- Extended Jog
- Lope
- Lead Change
- Back
- Marker

[WH/WT-120]

Pattern Provided by:

OSBA & All Breed Show

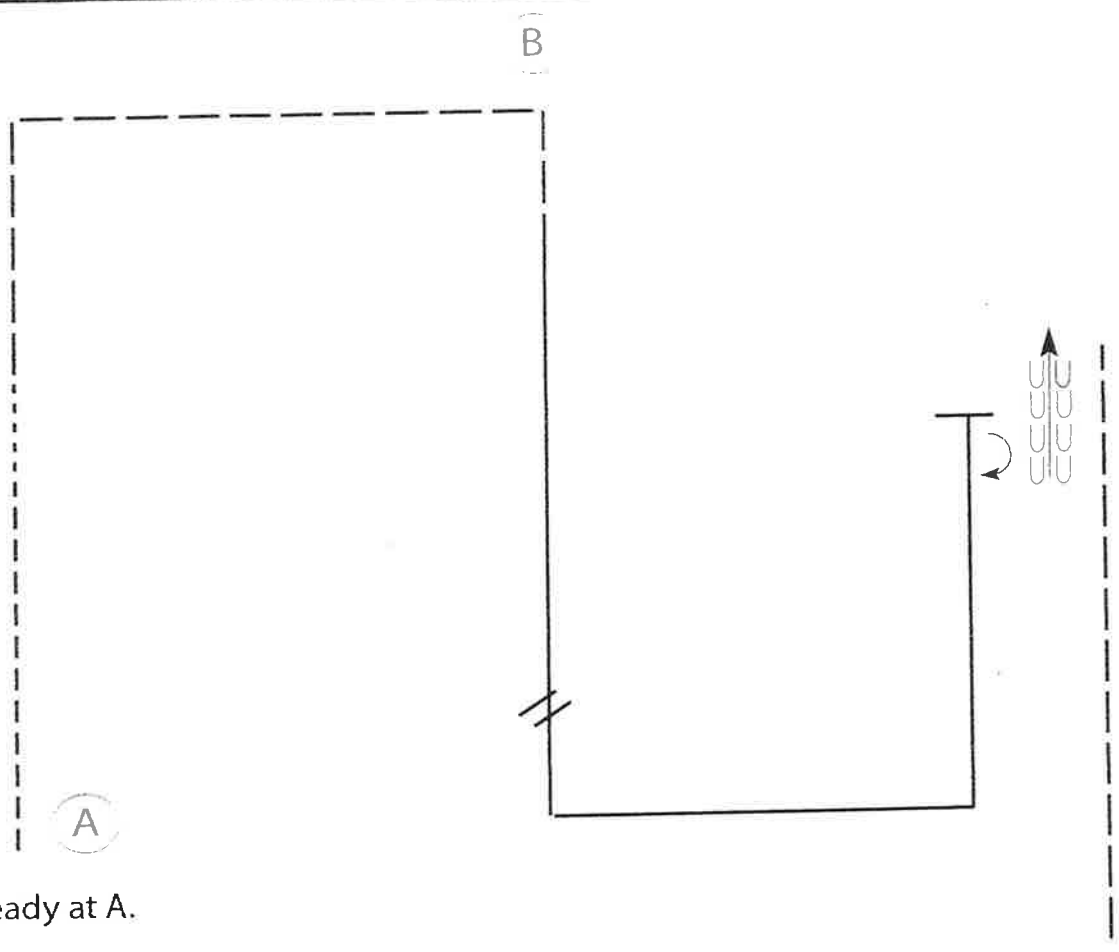
All Walk/Trot/Canter Horsemanship

Show Date: 05-30-2026, 5-31-26

102, 103, 104, 105








www.horseshowpatterns.com

www.horseshowpatterns.com



Be ready at A.

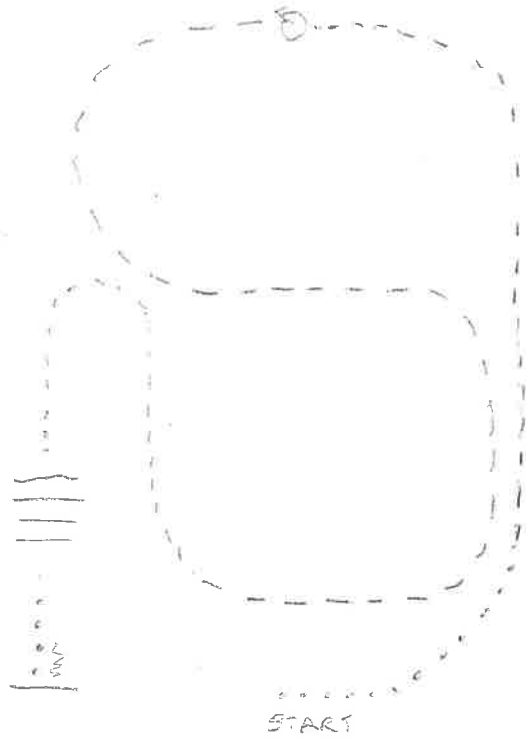
1. Jog from A. Break to the walk and walk FORWARD 2 strides (crawling will be a minus maneuver).
2. Extended jog two square corners.
3. Lope on the right lead.
4. Perform a simple lead change before even with A.
5. Lope left lead two square corners.
6. Stop and perform a 180 degree turn right then back approximately one horse length.
7. Jog to exit.

- Walk 
- Jog 
- Extended Jog 
- Lope 
- Lead Change 
- Back 
- Marker 

[WH/2-120]

Pattern Provided by:

WALK TROT RANCH RIDING



1. WALK (represented by a dotted line)
2. TROT - - - - (represented by a dashed line)
3. 360° TURN TO LEFT
4. EXTENDED TROT - - - - (represented by a long dashed line)
5. TROT (represented by a dotted line)
6. WALK, WALK OVER POLES (represented by a dotted line)
7. STOP AND BACK

OSBA & All Breed Show

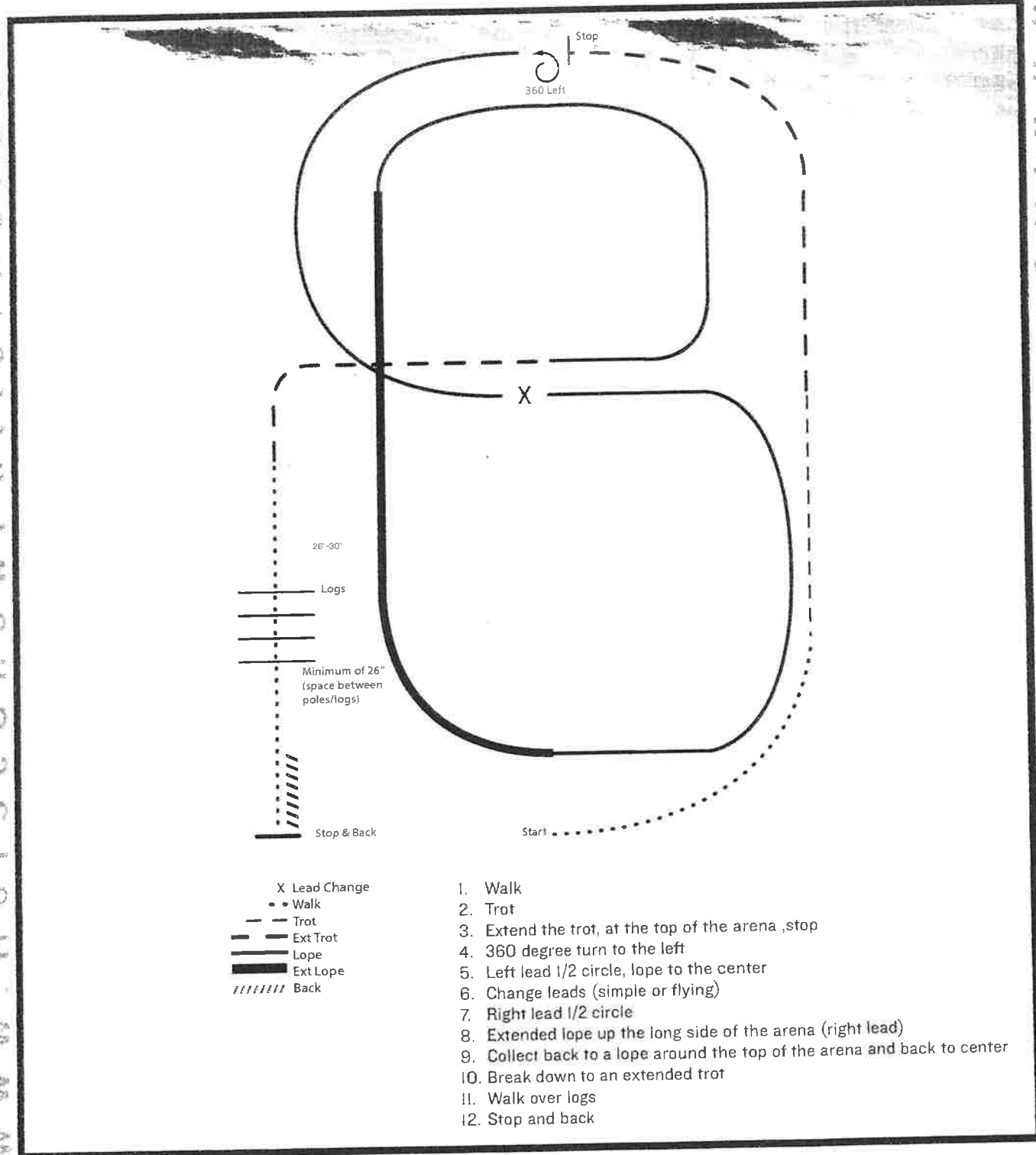
All Ranch Riding Except Walk Trot

Show Date: ~~08-30-2026~~ , 5-31-26

11, 12, 13, 14
15

www.horsetwpatterns.com

www.horsetwpatterns.com



- X Lead Change
- Walk
- - - Trot
- - - - Ext Trot
- Lope
- — — Ext Lope
- //// //// Back

1. Walk
2. Trot
3. Extend the trot, at the top of the arena ,stop
4. 360 degree turn to the left
5. Left lead 1/2 circle, lope to the center
6. Change leads (simple or flying)
7. Right lead 1/2 circle
8. Extended lope up the long side of the arena (right lead)
9. Collect back to a lope around the top of the arena and back to center
10. Break down to an extended trot
11. Walk over logs
12. Stop and back

[RR/AQHA-1]

Pattern Provided by: